Sussex and Trieste

SHOWER FLOORS

STERN WILLIAMS

ARCHITECTURAL SPECIFICATIONS

Shower Floor shall be of Williams precast terrazzo. Terrazzo shall be made of black and white marble chips cast in white portland cement to produce a compressive strength of not less than 3000 PSI, seven days after casting. Terrazzo surface shall be ground smooth, grouted and sealed to resist stain. Flange, cast integral shall be of galvanized bonderized steel and shall extend not less than one inch above the shoulder. Shoulder shall be not less than one and one-quarter inches wide. Drain body shall be cast integral, and shall provide for a caulked lead connection not less than one inch deep to a two inch pipe. Removable type strainer plate shall be made of stainless steel.

MODEL	SIZE	NAME	FLANGES	THRESH.
14	36x36	SUSSEX	all sides	—
16	40x40	SUSSEX	all sides	—

MODEL	SIZE	NAME	FLANGES	THRESH.
22	32x32	SUSSEX	all sides	—
24	36x36	SUSSEX	all sides	—
26	40x40	SUSSEX	all sides	—

MODEL	SIZE	NAME	FLANGES	THRESH.
32	48x32	SUSSEX	all sides	—

MODEL	SIZE	NAME	FLANGES	THRESH.
42	32x32	TRIESTE	2 sides	3 sides
43	34x34	TRIESTE	2 sides	3 sides
44	36x36	TRIESTE	2 sides	3 sides
45	38x38	TRIESTE	2 sides	3 sides
46	40X40	TRIESTE	2 sides	3 sides

MODEL	SIZE	NAME	FLANGES	THRESH.
50	30x30	TRIESTE	3 sides	1 side
52	32x32	TRIESTE	3 sides	1 side
53	34x34	TRIESTE	3 sides	1 side
54	36x36	TRIESTE	3 sides	1 side
56	40x40	TRIESTE	3 sides	1 side
57	42x42	TRIESTE	3 sides	1 side
58	48x48	TRIESTE	3 sides	1 side

MODEL	SIZE	NAME	FLANGES	THRESH.
62	32x32	TRIESTE	2 sides	2 sides
64	36x36	TRIESTE	2 sides	2 sides
66	40x40	TRIESTE	2 sides	2 sides

MODEL	SIZE	NAME	FLANGES	THRESH.
82	36x32	TRIESTE	3 sides	1 side
83	42x32	TRIESTE	3 sides	1 side
83.2	42x34	TRIESTE	3 sides	1 side
83.5	42x36	TRIESTE	3 sides	1 side
84	48x32	TRIESTE	3 sides	1 side
84.2	48x34	TRIESTE	3 sides	1 side
84.5	48x36	TRIESTE	3 sides	1 side
86	54x32	TRIESTE	3 sides	1 side
88	60x32	TRIESTE	3 sides	1 side
88.2	60x34	TRIESTE	3 sides	1 side
88.3	60x30	TRIESTE	3 sides	1 side
88.5	60x36	TRIESTE	3 sides	1 side

MODEL	SIZE	NAME	FLANGES	THRESH.
92	32x36	TRIESTE	3 sides	1 side
94	36x42	TRIESTE	3 sides	1 side
94.5	36x48	TRIESTE	3 sides	1 side

JOB **ENGINEER**

LOCATION **CONTRACTOR**

Sussex SHOWER FLOORS

all sides flanged

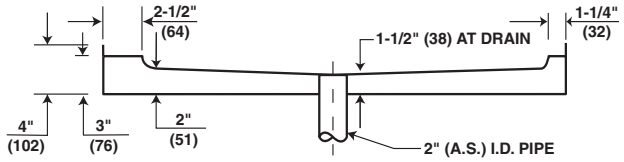

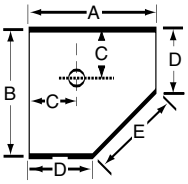

MODEL	SIZE		A		B		C		D		E	
	IN	MM	IN	MM	IN	MM	IN	MM	IN	MM	IN	MM
14	36x36	915x915	36	915	36	915	12	305	17	440	27	685
16	40x40	1015x1015	40	1015	40	1015	12	305	20	510	28¼	715

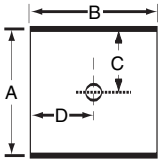

MODEL	SIZE		A		B		C		D	
	IN	MM	IN	MM	IN	MM	IN	MM	IN	MM
22	32x32	815x815	32	815	32	815	16	405	16	405
24	36x36	915x915	36	915	36	915	18	455	18	455
26	40x40	1015x1015	40	1015	40	1015	20	510	20	510
32	48x32	1220x815	48	1220	32	815	16	405	24	610

Trieste SHOWER

FLOORS

with threshold

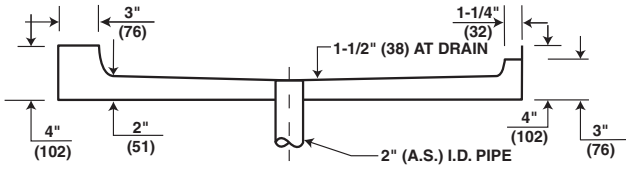

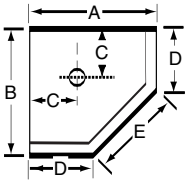

MODEL	SIZE		A		B		C		D		E	
	IN	MM	IN	MM	IN	MM	IN	MM	IN	MM	IN	MM
42	32x32	815x815	32	815	32	815	12	305	14	355	25⅜	645
43	34x34	865x865	34	865	34	865	12	305	17	432	24⅛	613
44	36x36	915x915	36	915	36	915	12	305	17	432	27	685
45	38x38	966x966	38	966	38	966	12	305	19	483	26⅞	683
46	40x40	1015x1015	40	1015	40	1015	12	305	20	510	28¼	715

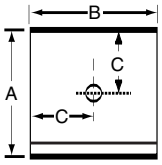

MODEL	SIZE		A		B		C	
	IN	MM	IN	MM	IN	MM	IN	MM
50	30x30	760x760	30	760	30	760`	15	380
52	32x32	815x815	32	815	32	815	16	405
53	34x34	865x865	34	865	34	865	17	432
54	36x36	915x915	36	915	36	915	18	455
56	40x40	1015x1015	40	1015	40	1015	20	510
57	42x42	1065x1065	42	1065	42	1065	21	523
58	48x48	1220x1220	48	1220	48	1220	24	610

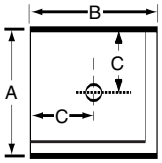

MODEL	SIZE		A		B		C	
	IN	MM	IN	MM	IN	MM	IN	MM
62	32x32	815x815	32	815	32	815	16	405
64	36x36	915x915	36	915	36	915	18	455
66	40x40	1015x1015	40	1015	40	1015	20	510

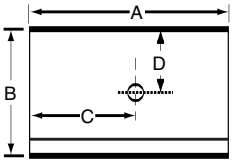

MODEL	SIZE		A		B		C		D	
	IN	MM	IN	MM	IN	MM	IN	MM	IN	MM
82	36x32	915x815	36	815	32	815	18	455	16	405
83	42x32	1065x815	42	1065	32	815	21	535	16	405
83.2	42x34	1065x865	42	1065	34	865	21	535	17	445
83.5	42x36	1065x915	42	1065	36	915	21	535	18	455
84	48x32	1220x815	48	1220	32	815	24	610	16	405
84.2	48x34	1220x865	48	1220	34	865	24	610	17	445
84.5	48x36	1220x915	48	1220	36	915	24	610	18	455
86	54x32	1372x815	54	1372	32	685	27	685	16	405
88	60x32	1525x815	60	1525	32	815	30	760	16	405
88.2	60x34	1525x965	60	1525	34	865	30	760	17	445
88.3	60x30	1525x760	60	1525	30	760	30	760	15	380
88.5	60x36	1525x915	60	1525	36	915	30	760	18	455

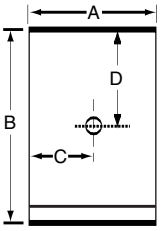

MODEL	SIZE		A		B		C		D	
	IN	MM	IN	MM	IN	MM	IN	MM	IN	MM
92	32x36	815x915	32	815	36	915	16	405	18	455
94	36x42	915x1065	36	915	42	1065	18	455	21	535
94.5	36x48	915x1220	36	915	48	1220	18	455	24	610

Note: All dimensions subject to manufacturing variance of plus or minus 1/4" (6 MM).

STERN-WILLIAMS CO., INC. • P.O. Box 8004 • Shawnee Mission, Kansas 66208 USA
Telephone: (913) 362-5635 • Fax: (913) 362-6689 • Web address: www.sternwilliams.com