



## MODEL 5300 & 5305 SINGLE WALL MOUNTED DRINKING FOUNTAINS

Striking design with clean, sleek lines. Designed to defy the elements, resist vandals and stand up to hard use. The chrome-plated brass bubbler is locked to the stainless steel receptor. Push button valve is vandal resistant and recessed in steel plate. Vandal resistant bubbler guard.

### ADA Compliant

Model 5300 is concealed wall mount.

Model 5305 is four bolts, front wall mount.



(Shown above) Model 5300

## FEATURES

- All steel heavy-duty construction with welded and ground joints for a clean and tidy appearance
- Stainless Steel (-SS) bodies available for harsh coastal environments
- Vandal resistant access plates for security and simple future maintenance
- Vandal resistant bubbler guard unique to Stern Williams Fountains assures years of service.
- Water pressure range of 30-80 PSI.
- Anchor installed mounting plate comes standard, mounting plate available as an option for installation assistance (FLWMP-1/WMP-1)
- Recessed push button requires less than 5 lbs of force and is manufactured from chrome plated brass for reliability and long wear life with a water flow of 0.5 GPM
- Simple flow adjustment without requiring the dismantling of the fountain
- Fountain Bowl is heavy duty 18 gauge stainless steel with brushed finish and vandal-resistant chrome plated brass strainer. A drain tool is included with each fountain.
- All flow paths are lead-free with reinforced stainless-steel tubing that comply with NSF-61 standards
- Stainless steel supply fittings connected to reinforced tubing
- In-line mesh screen Y strainer
- ½" Inlet stop valve for simple future maintenance
- 1-1/4" IPS waste pipes included with every fountain
- Standard Woodland Green Finish with Optional colors



13920 Cypress Lane Grandview, MO 64030 | 800-323-2359 | [sternwilliams.com](http://sternwilliams.com)

REVISED: 04/24

## ORDERING OPTIONS

Part Number

**5300-**



**Optional**

- SS:** Stainless steel body upgrade
- FLWMP-1:** Support carrier with mounting plate
- WMP-1:** Mounting plate

**5305-**



**Optional**

- SS:** Stainless steel body upgrade
- FLWMP-1-FM:** Support carrier with mounting plate
- WMP-1-FM:** Mounting plate

**5300-FP-**



**Optional**

- SS:** Stainless steel body upgrade
- FLWMP-1:** Support carrier with mounting plate
- WMP-1:** Mounting plate

**5305-FP-**



**Optional**

- SS:** Stainless steel body upgrade
- FLWMP-1-FM:** Support carrier with mounting plate
- WMP-1-FM:** Mounting plate

\*A maximum of 3 options may be added to a fountain.

-FP are frost proof models

## DIMENSIONS

All dimensions subject to manufacturing variance of plus or minus 1/4" (6 mm)

**5300** 8"H x 20" L / Concealed wall mounted

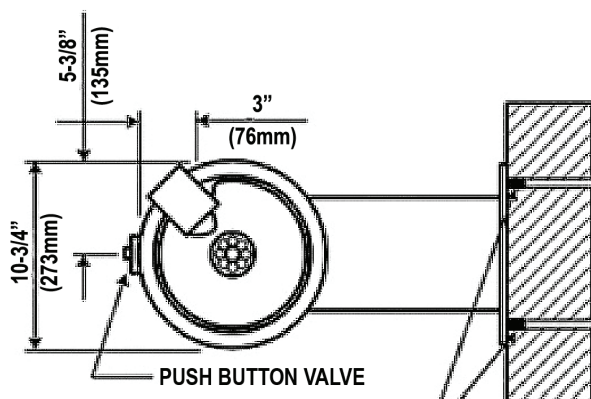
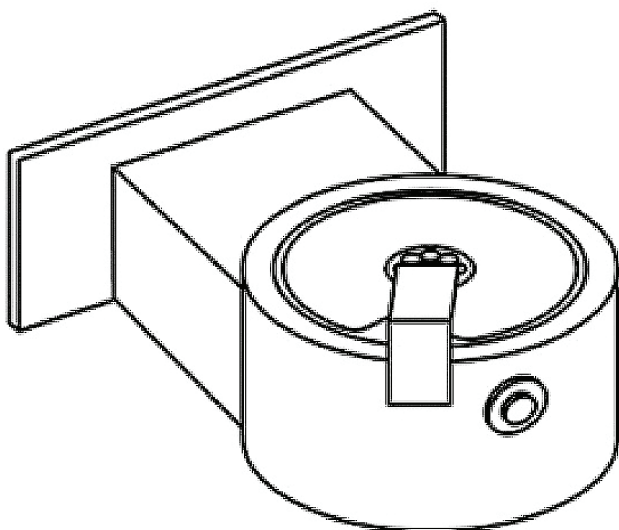
**5300-FP** 8"H x 20" L / Concealed wall mounted w/ freeze-proof valve system

**5305** 8"H x 20" L / Four bolts, front wall mount

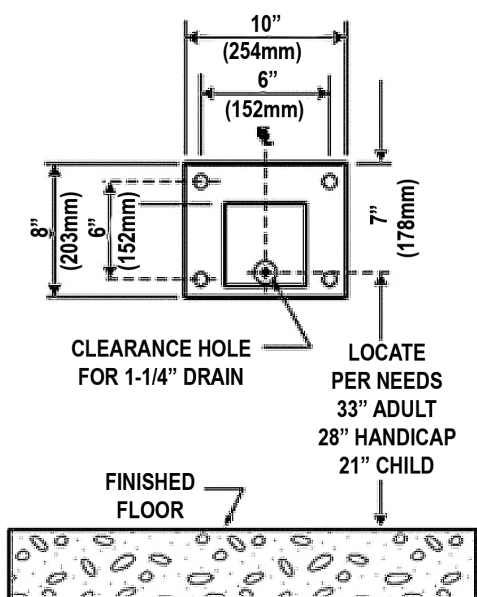
**5305-FP** 8"H x 20" L / Four bolts, front wall mount w/ freeze-proof valve system

## SPEC

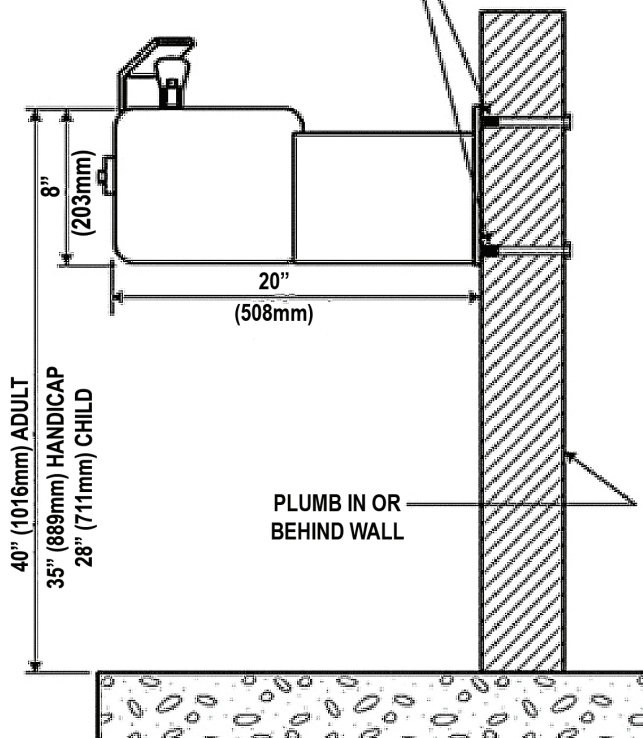
Furnish and install Stern-Williams Single Wall Mounted Drinking Fountain (specify model # and options). Drinking fountains shall be carbon steel or 304 stainless steel and a powder coated finish. Fountain shall have chrome plated brass bubblers with vandal resistant bubbler guard. Water pressure range shall be 30-80 PSI. Fountains shall provide for simple flow adjustment without requiring dismantling of fountain with a water flow of 0.5 GPM. Push buttons shall require less than 5 lbs of force in compliance with ADA code. Fountains shall be installed per manufacturers recommendations and instructions. Drinking fountain flow paths are lead-free with reinforced stainless-steel tubing that comply with NSF-61 standards. Made in the USA.



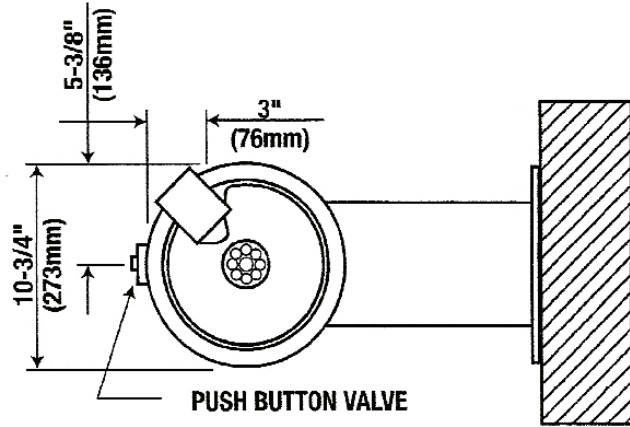
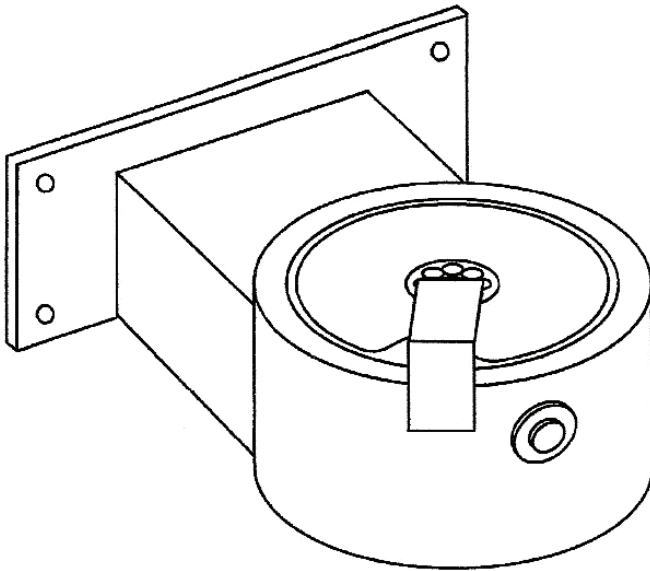
ANCHOR TO WALL WITH  
1/2" - 13 COUPLING NUTS  
ON OUTSIDE 4 PLACES



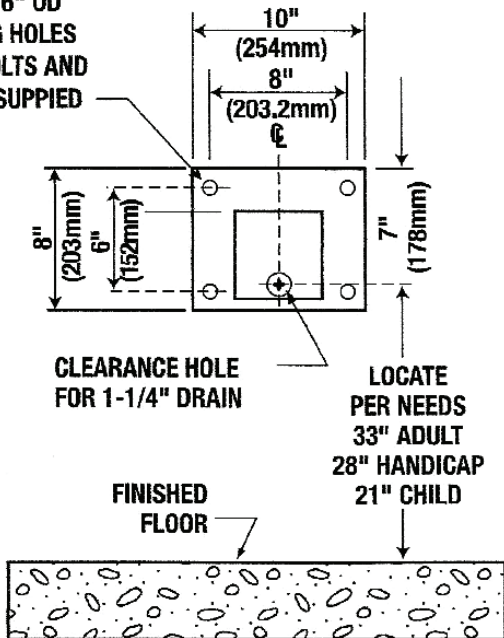
VIEW FOR MOUNTING



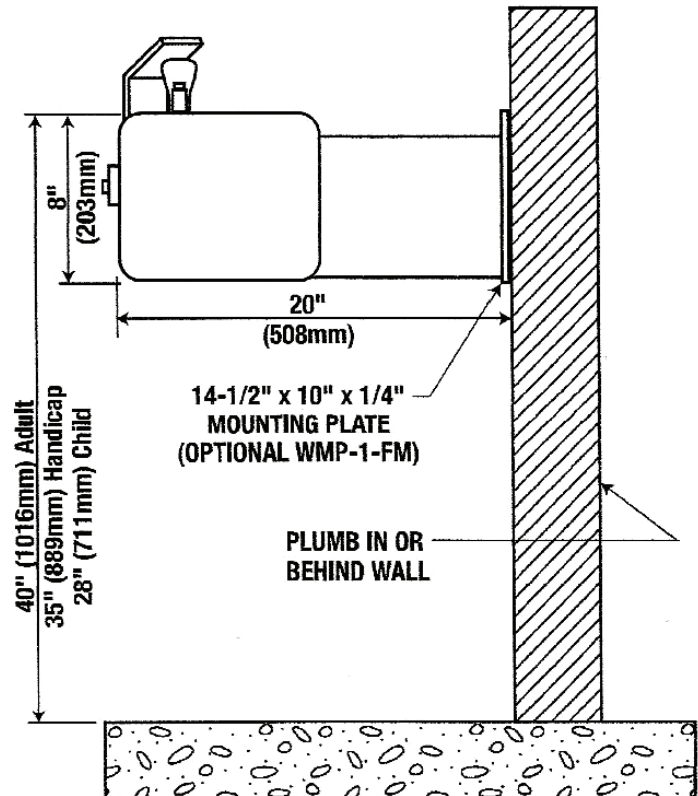
NOTE: OPTIONAL FLOOR SUPPORT CARRIER  
FLWMP-1 IS AVAILABLE AND ADVISABLE  
FOR IN WALL INSTALLATION



FOUR 9/16" OD MOUNTING HOLES FOR 1/2" BOLTS AND WASHERS SUPPLIED



VIEW FOR MOUNTING



**NOTE: OPTIONAL FLOOR SUPPORT CARRIER FLWMP-1-FM IS AVAILABLE AND ADVISABLE FOR IN WALL INSTALLATION.**