

MODEL MTB-2424 & MTB-3624 MOP SINKS

Both economical and serviceable, the MTB Molded Terrazzo Basin with 10" high sidewalls offers consistent high quality and fast, easy installation. Attractive, durable finish gives years of low-cost service and minimum maintenance.

We produce the MTB in two sizes (see ordering options), both of which have 3" centered stainless steel drains cast integral with a QDC3XH gasket. Optional Lint Basket can be added to order.



(Shown above) Model MTB-2424

FEATURES

- Terrazzo is cast in white Portland cement and a composition of quartz, marble and other materials, then ground smooth, grouted and sealed to resist stains and moisture which produces a compressive strength of 3000 PSI seven days after casting
- Mop service basin shall meet requirements CSA B45.8-18 / IAPMO Z403-2018.
- The MTB series shoulders are 8" high inside measurement and 10" high outside measurements, and 1-1/4" wide.
- Drain shall be stainless steel cast integral with removable stainless steel strainer, and sized for a gasket (QDC3XH000 included for 3" XHCI, plastic or steel pipe) or a caulked lead connection not less than 1" deep to a 3" pipe.
- Custom configurations available - Drain positions, overall sizes, integral stainless steel caps or tiling flanges options. Call for more information and pricing.

OPTIONAL COMPONENTS

- S223-0003:** Lint Basket
- BP:** Back Panels - 24", 24"x36", 28", 30", 32", 26"
- V-70:** Vinyl Bumper Guards
- A-20:** Aluminum Bumper Guards
- T-10-VB:** Mop Sink Faucet - Rough Chrome
- T-15-VB:** Mop Sink Faucet - Polished Chrome
- T-35:** 30" Hose and Wall Bracket
- T-40:** Stainless Steel Mop Hanger
- T-40-SF:** Stainless Steel Shelf
- QDC3SN000:** Quick Connect Gasket for 3" SV and NHCI Pipe
- QDC32000:** Quick Connect Gasket for 2" PVC and Iron Pipe

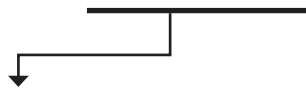
Pricing for optional components can be found at sternwilliams.com/pricing/



ORDERING OPTIONS

Part Number

MTB-



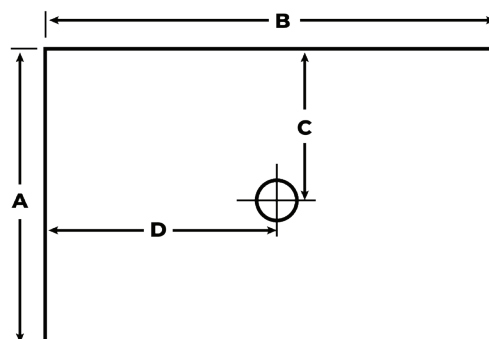
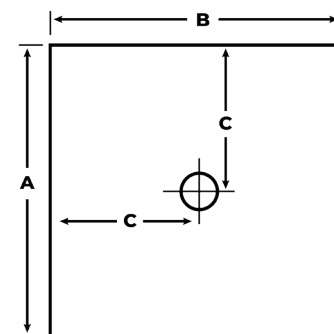
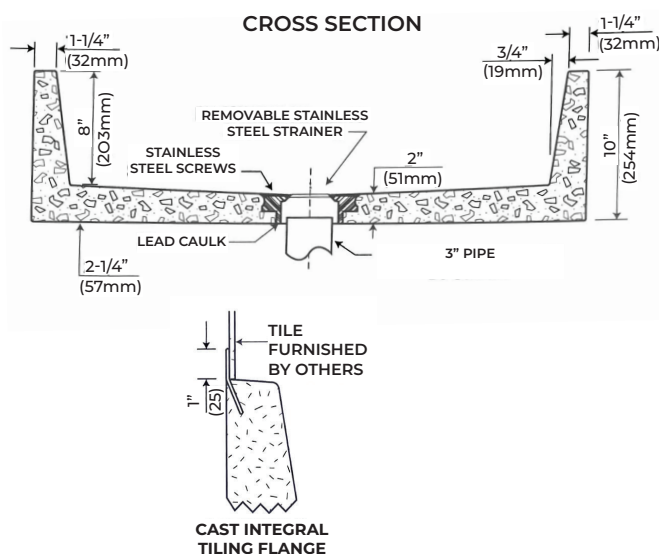
Size

- 2424:** 24x24"
- 3624:** 36x24"

DIMENSIONS

All dimensions subject to manufacturing variance of plus or minus 1/4" (6 mm)

MODEL	SIZE	A	B	C	D
MTB-2424	24x24x10	24	24	12	—
MTB-3624	36x24x10	24	36	12	18



SPECS

Furnish and install mop service basin (mop sink) manufactured by Stern-Williams using white Portland cement. The terrazzo material shall have a compressive strength not less than 3000 PSI after full cure. Mop service basin shall meet requirements CSA B45.8-18 / IAPMO Z403-2018. All exposed terrazzo surfaces shall be ground smooth, grouted, and factory sealed to resist stains and moisture. Mop service basins include a stainless drain body that is cast integral to the basin with a stainless steel strainer. Drain shall have inside connection to a 3" pipe sealed with factory provided gasket. Shall be made in the USA.

Stern-Williams offers optional integral casted stainless steel caps, tiling flanges or lint basket.