

## MODEL SB-250, 450, 650, 850 SERIES

### SERVICEPTOR MOP SINKS WITH FOUR STAINLESS STEEL CAPS

Terrazzo Serviceptors are offered as either square or rectangular models in a choice of 4 sizes.

Tiling flange is across back and on left side on model numbers ending in "L" or across back and on right side on model numbers ending in "R". Tiling flanges are optional, made of stainless steel, and extend 1" above the shoulder on 1, 2, or 3 sides, as required.



(Shown above) SB-850

### FEATURES

- Terrazzo is cast in white Portland cement and a composition of quartz, marble and other materials, then ground smooth, grouted and sealed to resist stains and moisture which produces a compressive strength of 3000 PSI seven days after casting.
- Mop service basin shall meet requirements CSA B45.8-18 / IAPMO Z403-2018.
- The Serviceptor series shoulders have 12" high outside measurements, 9-3/4" high inside measurement, and are 1-1/4" wide.
- Stainless steel caps are four pieces 20 gauge stainless steel welded together and cast integral.
- Tiling flanges are made of stainless steel, and extend 1" above the shoulder on 1, 2, or 3 sides, as required.
- Drain shall be stainless steel cast integral with removable stainless steel strainer, and sized for a gasket (QDC3XH000 included for 3" XHCI, plastic or steel pipe) or a caulked lead connection not less than 1" deep to a 3" pipe.
- Custom configurations available - Drain positions, overall sizes, integral stainless steel caps or tiling flanges options. Call for more information and pricing.

### OPTIONAL COMPONENTS

- S223-0003:** Lint Basket
- FITF-24:** Field Installable Tiling Flange, 24"
- FITF-36:** Field Installable Tiling Flange, 36"
- BP:** Back Panels - 24", 24"x36", 32", 26"
- V-70:** Vinyl Bumper Guards
- A-20:** Aluminum Bumper Guards
- T-10-VB:** Mop Sink Faucet - Rough Chrome
- T-15-VB:** Mop Sink Faucet - Polished Chrome
- T-35:** 30" Hose and Wall Bracket
- T-40:** Stainless Steel Mop Hanger
- T-40-SF:** Stainless Steel Shelf
- QDC3SN000:** Quick Connect Gasket for 3" SV and NHCI Pipe
- QDC32000:** Quick Connect Gasket for 2" PVC and Iron Pipe

Pricing for optional components can be found at [sternwilliams.com/pricing/](http://sternwilliams.com/pricing/)





## ORDERING OPTIONS

Part Number

**SB- 5**

**Size (one cap)**

- 2: 36x24x12"
- 4: 36x36x12"
- 6: 32x32x12"
- 8: 24x24x12"

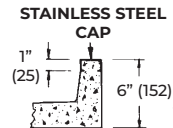
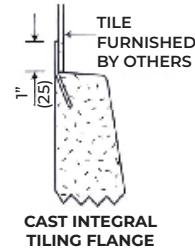
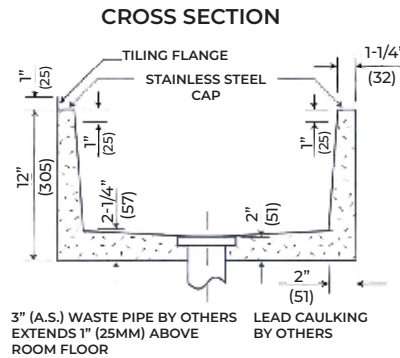
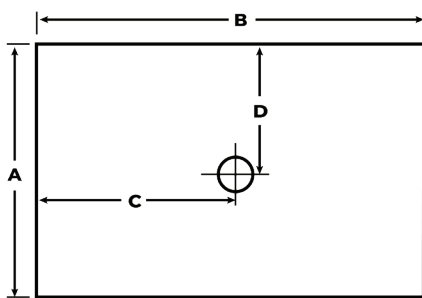
**# of Tiling Flanges**

- 0
- 1
- 2
- 3

## DIMENSIONS

All dimensions subject to manufacturing variance of plus or minus 1/4" (6 mm)

MODEL	SIZE	A	B	C	D
SB-250	36x24x12	36	24	12	18
SB-450	36x36x12	36	36	18	18
SB-650	32x32x12	32	32	16	16
SB-850	24x24x12	24	24	12	12



## SPECS

Furnish and install mop service basin (mop sink) manufactured by Stern-Williams using white Portland cement. The terrazzo material shall have a compressive strength not less than 3000 PSI after full cure. Mop service basin shall meet requirements CSA B45.8-18 / IAPMO Z403-2018. All exposed terrazzo surfaces shall be ground smooth, grouted, and factory sealed to resist stains and moisture. Shoulders shall not be less than 9-3/4" high inside measurements, and not less than 1-1/4" wide. Drain shall be cast brass cast integral with removable stainless steel strainer, and shall provide for a caulked lead connection not less than 1" deep to a 3" pipe. Stainless steel caps are four pieces of 20 gauge stainless steel welded together and cast integral. Shall be made in the USA.

Stern-Williams offers optional integral casted stainless steel caps, tiling flanges or lint basket.